

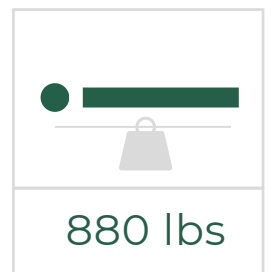
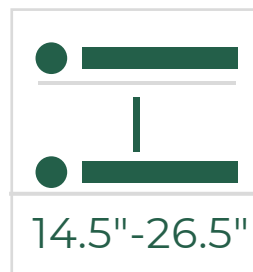
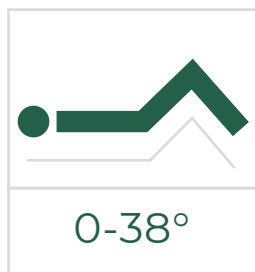
Symphony



Symphony Hi-Low Home Hospital Bed



The **Symphony Hi-Low Hospital Bed** offers the convenience of a traditional homecare bed with the aesthetics of a modern adjustable bed. With a high quality pillowtop mattress and optional siderails, the Symphony Bed is perfect for care at home or in an assisted living facility.



Symphony Hi-Low Bed

Symphony Twin XL	Symphony Queen
Max. Load: 880 lbs (400 kg)	Max. Load: 880 lbs (400 kg)
Bed Weight: 126 lbs (57 kg)	Bed Weight: 200 lbs (90 kg)
Min. Height: 14.5" (36.8 cm)	Min. Height: 14.5" (36.8 cm)
Max. Height: 26.5" (67.3 cm)	Max. Height: 26.5" (67.3 cm)
Footrest Angle: 0-38°	Footrest Angle: 0-38°
Backrest Angle: 0-70°	Backrest Angle: 0-70°
Sleep Surface: 38" W x 80" L	Sleep Surface: 60" W x 80" L
Mattress Height: 8" (20 cm)	Mattress Height: 8" (20 cm)
Zero Gravity: YES	Zero Gravity: YES
Massage: YES	Massage: YES
Battery Backup: YES	Battery Backup: YES



19-Button Hand Control

Wireless hand control is backlit, wireless & includes memory settings

Features & Benefits

- Available in Twin XL, Queen and Split King (two Twin XL)
- Generous 880 lbs weight capacity
- Backlit, wireless 19-button hand control for customized comfort
- Dual Zone massage with timer for relaxation & better circulation
- Bed lights up underneath for ambiance and night time safety
- Includes dual USB outlets for charging devices
- Two Memory Buttons help you save your favourite position
- Anti-Snore and Zero Gravity Positions
- Adjustable 3-piece legs allow the bed to be raised higher
- Fixed side rails are available as an option
- Can be used with traditional headboards



Optional Side Rails

Sturdy fixed half-rails aid in repositioning and ensure safety

Warranty: Lifetime on deck and frame and 3 years on electrical components



Dual USB Outlet

Conveniently charge your phone or tablet with dual USB outlets



Dual Zone Massage

Two-zone vibrating massage for relaxation and lymphatic drainage



Hi-Low Feature

Bed height can be modified for easy access and exit from bed